

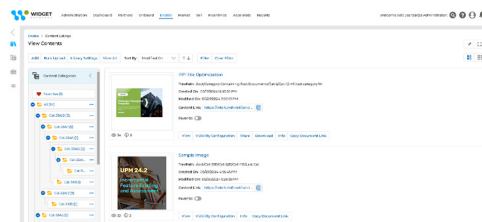
Content Library Management

UPM's Library puts your sales and marketing collateral at your fingertips. Access, preview, view bookmarks, customize, and share any content with your partners. The content library provides a secure repository for your files, from traditional business documents like presentations and Word files to audio files, video files, spreadsheets, images, and web pages.

Library as the content repository

Content is the potent strategy for keeping prospects engaged throughout the sales cycle, through UPM's Library—teams can create and manage compelling collaterals to satisfy prospects, making that collateral accessible and sharable on multiple digital channels. Whether the digital assets include e-books, videos, banners, images, or customer stories, your organization has a real-time accessible online library system in place to preview the content and download them with ease. Manage the sharing of these assets based on visibility parameters, viz. Country, Language, Content-type, etc., or directly share via Email with your existing or new Prospects/Contacts along with a customized message.

UPM's Library feature enables teams to track and manage assets, content, and videos with complete lifecycle transparency of your organisation's assets. The Integrated Bulk Import Engine lets you import library content and associated metadata using simple steps. With UPM's advanced Library Search techniques, you can store content and video in fully searchable file repositories known as resource categories, filter your search through automated category-context-based search and advanced parameters like Country, Language, File Type, and more, and sort content based on the most/least viewed, downloaded, etc. Administrators can create multiple libraries, categories, and sub-categories and configure user permissions using visibility configurators to balance content access and security.



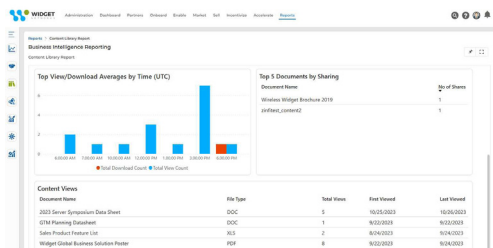
Key Features Include:

- ✓ Tree-view Explorer for Content and Category Management
- ✓ Preview Content, Share and Download
- ✓ Bulk Upload and Visibility Configuration
- ✓ Advanced Search based on Tags and Multiple Keywords, Country, Language, File Type

Aligning the Sales process

UPM helps you create an effective sales content library by streamlining buyer's purchases. By analyzing sales processes, align the right content to be delivered along with recommended content. Tag different assets to the channel lifecycle once you've divided your assets by type; the next step would be to show your salespeople when each content could become helpful by sharing the assets with specific partners/partner groups. In other words, you need to make it easy for them to find relevant content, depending on the funnel stage a lead is in.

Through UPM's BI Reports, analyze references and insights that allow your organization to design relevant interactions with leads. Differentiate content assets to satisfy the needs of different personas through folders, allowing the sales team to navigate to the right information they need quickly. Localize the library by updating the Intended Audience, the Content Owner, relevant Technology, the Organization, the Languages of the content, and the Countries where the content will be made available in the appropriate fields.



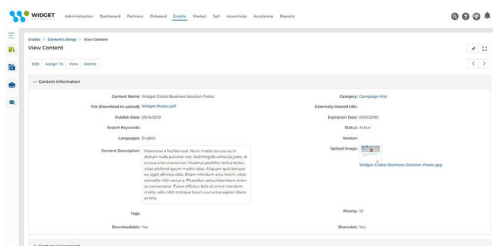
Key Features Includes:

- ✓ Audit Sales Content Library – Assets, Videos and Doc.
- ✓ Align Content to Teams
- ✓ Deep customer insights
- ✓ Multilingual support for global sales

Deep Link Generation and Enhancements

Direct access provisioning deep links can be automatically generated for a single Content/Document and a Category hosting single/multiple documents/contents. Content Links can be utilized for marketing campaigns and, when syndicated, can be accessed by non-UPM Users (users not logged into UPM). Administrators can easily configure content visibility access via external URLs for any content with a simple switch.

UPM's Document Library features a revolutionary Content/Document Management User Experience and Interface, making it easy for organizations to set up Favourites—content/documents that can be easily accessed via the Favourites Category, set Priority Labels for content/documents and document listings, and configure related documents that are listed when referencing the associated document.



Key Features Includes:

- ✓ Set up Favourites and Configure Priority Labels
- ✓ Manage Recommended Related Contents
- ✓ Generate Document Deep-Links and Track External
- ✓ ViewsManage Category Deep Links & Elastic Category Labels

AMERICAS

sales.noram@zinfitech.com
6200 Stoneridge Mall Road, Suite 300
Pleasanton, CA 94588
United States of America

EUROPE, MIDDLE EAST AND AFRICA

sales.emea@zinfitech.com
Davidson House
Forbury Square, Reading
RG1 3EU, United Kingdom

ASIA PACIFIC

sales.apj@zinfitech.com
3 Temasek Avenue
#21-00 Centennial Tower
Singapore 039190

Please visit www.zinfi.com/contact-us to see the locations and contact information of our other global offices.

© ZINFI Technologies Inc. All Rights Reserved.

Australia • China • Hong Kong • India • Indonesia • Japan • Korea • Romania • Singapore • UK • USA

www.zinfi.com

Page 2 of 2